

# Air Monitoring Summary Tables

The table below summarize monitoring data collected on using EPA's Viper wireless remote monitoring system.

**Project Name: H<sub>2</sub>S in South and North Carolina**

**From: 5/23/21  
12:01 AM**

**To: 5/23/21  
11:59 PM**



William-Lytle Place							
Instrument	Analyte	Action Level Exceedance?	Number of Readings	Number of Detections	Concentration Range	Period Average	Action Level
SPM Flex 1	H2S	No	53874	0	0 - 0 ppb	0 ppb	70 ppb

River Chase							
Instrument	Analyte	Action Level Exceedance?	Number of Readings	Number of Detections	Concentration Range	Period Average	Action Level
SPM Flex 2	H2S	No	53826	8822	0 - 13 ppb	0.79 ppb	70 ppb

Millstone Creek							
Instrument	Analyte	Action Level Exceedance?	Number of Readings	Number of Detections	Concentration Range	Period Average	Action Level
SPM Flex 3	H2S	No	52064	21020	0 - 50 ppb	6.61 ppb	70 ppb

Sun City							
Instrument	Analyte	Action Level Exceedance?	Number of Readings	Number of Detections	Concentration Range	Period Average	Action Level
SPM Flex 4	H2S	No	53880	14184	0 - 6 ppb	0.55 ppb	70 ppb

Bridgemill							
Instrument	Analyte	Action Level Exceedance?	Number of Readings	Number of Detections	Concentration Range	Period Average	Action Level
SPM Flex 5	H2S	No	53804	0	0 - 0 ppb	0 ppb	70 ppb

Tom Steven Rd							
Instrument	Analyte	Action Level Exceedance?	Number of Readings	Number of Detections	Concentration Range	Period Average	Action Level
SPM Flex 6	H2S	No	53530	17800	0 - 16 ppb	1.84 ppb	70 ppb

Sturgis Rd							
Instrument	Analyte	Action Level Exceedance?	Number of Readings	Number of Detections	Concentration Range	Period Average	Action Level
SPM Flex 7	H2S	No	53282	0	0 - 0 ppb	0 ppb	70 ppb

Marvin							
Instrument	Analyte	Action Level Exceedance?	Number of Readings	Number of Detections	Concentration Range	Period Average	Action Level
SPM Flex 8	H2S	No	53542	0	0 - 0 ppb	0 ppb	70 ppb

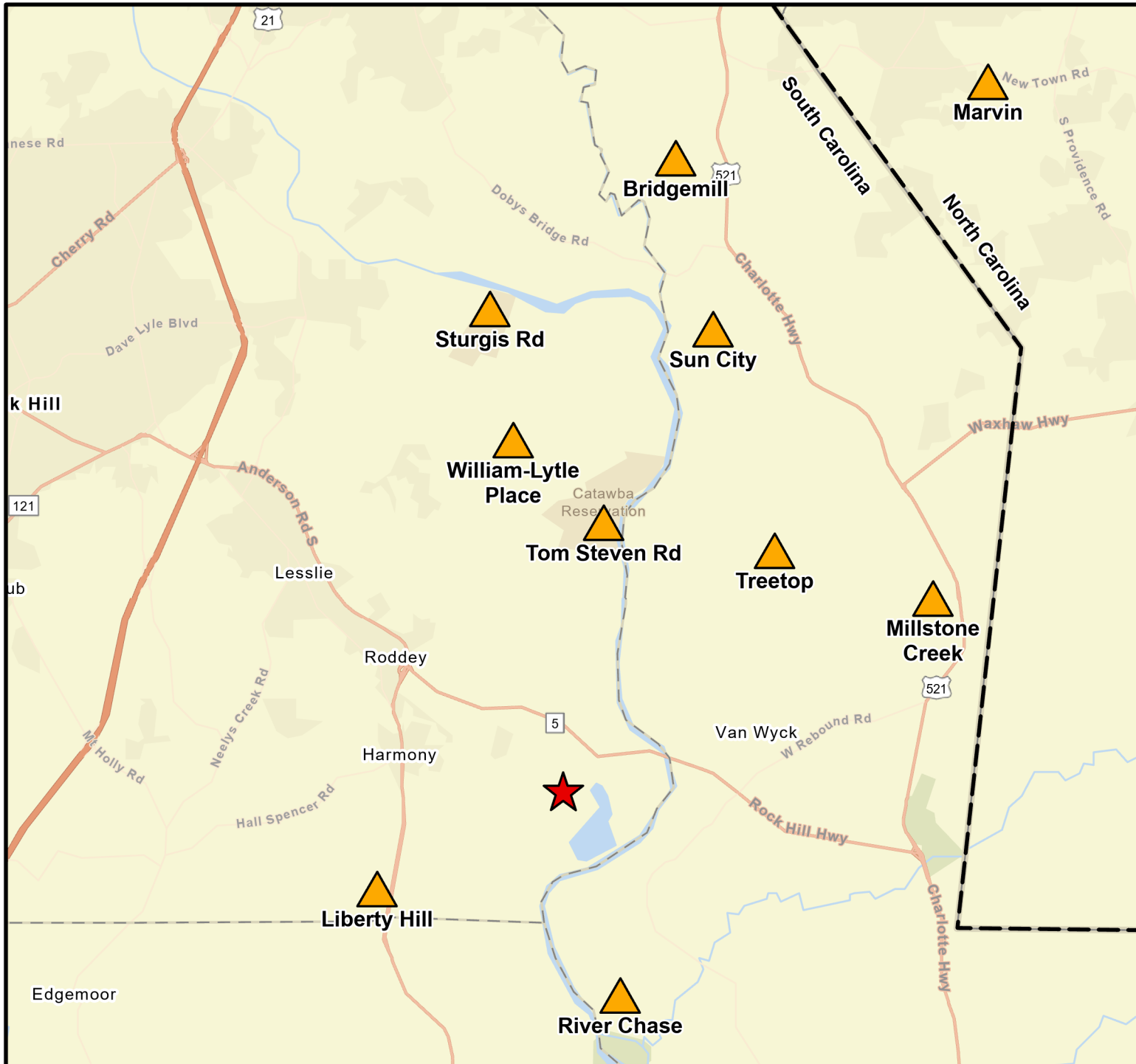
Treetop							
Instrument	Analyte	Action Level Exceedance?	Number of Readings	Number of Detections	Concentration Range	Period Average	Action Level
SPM Flex 9	H2S	No	53980	4790	0 - 1 ppb	0.09 ppb	70 ppb

Liberty Hill							
Instrument	Analyte	Action Level Exceedance?	Number of Readings	Number of Detections	Concentration Range	Period Average	Action Level
SPM Flex 10	H2S	No	47926	0	0 - 0 ppb	0 ppb	70 ppb

**Notes:**

Hydrogen sulfide concentrations presented in this data summary table are converted from parts per million, the instrument readout units, to parts per billion.

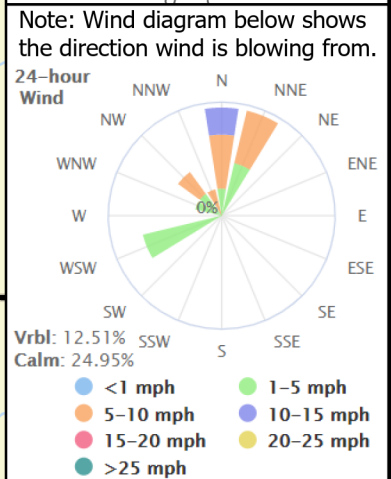
- ATSDR MRL      Agency for Toxic Substances and Disease Registry Minimal Risk Level - Acute Exposure (<14 days)
- H<sub>2</sub>S             Hydrogen Sulfide
- hr                Hour
- ppb              Parts per billion
- MRL Exceedance   Defines if the 24-hr TWA exceeded the MRL at any time during the period of this report
- SPM             Single Point Monitor
- TWA             Time Weighted Average



### Legend

- Fixed Monitoring Locations
- New Indy Containerboard

Map Source:  
ESRI Streets



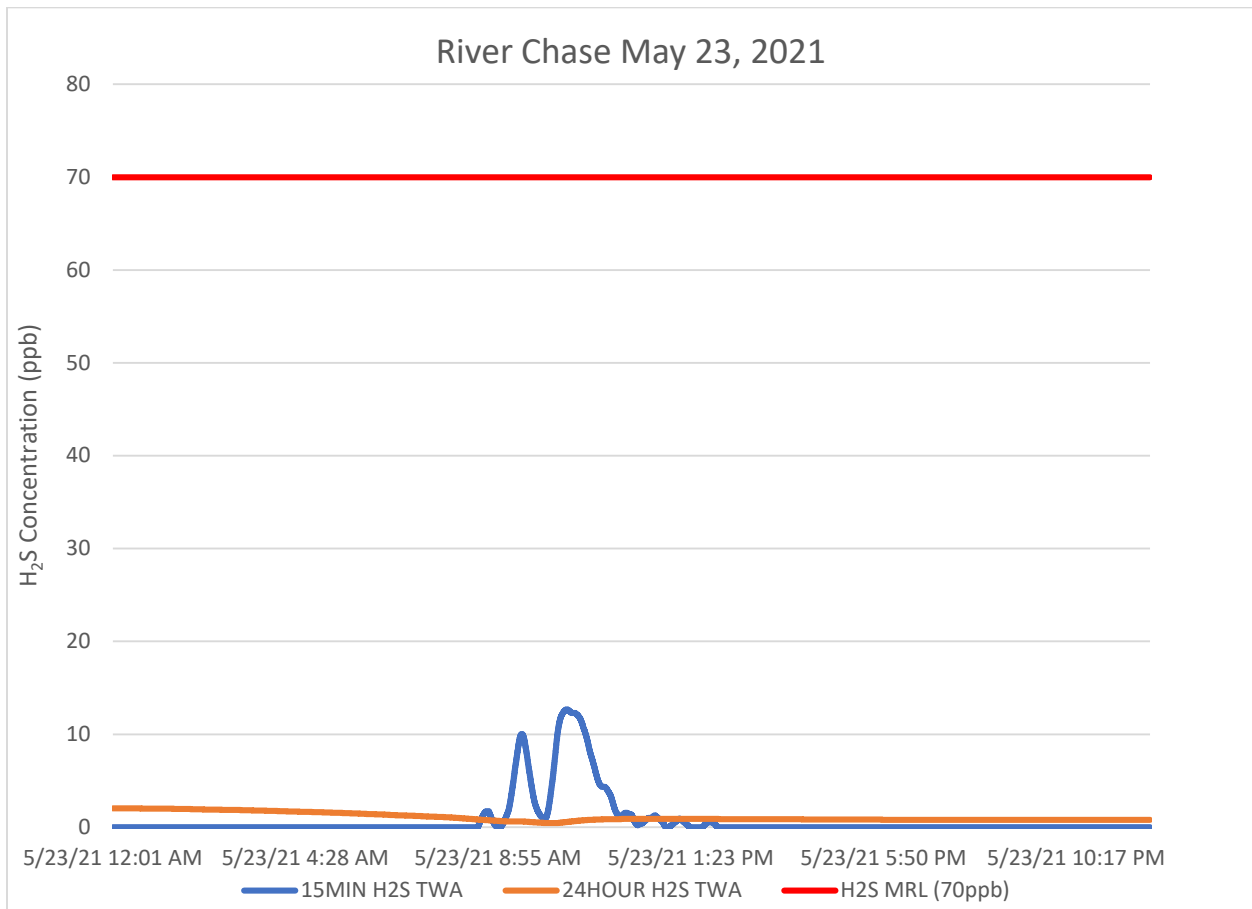
# H<sub>2</sub>S in South and North Carolina

## Hydrogen Sulfide 15-min and 24-hr Time Weighted Graphs

Only locations where hydrogen sulfide was detected during the current reporting period are graphed below.

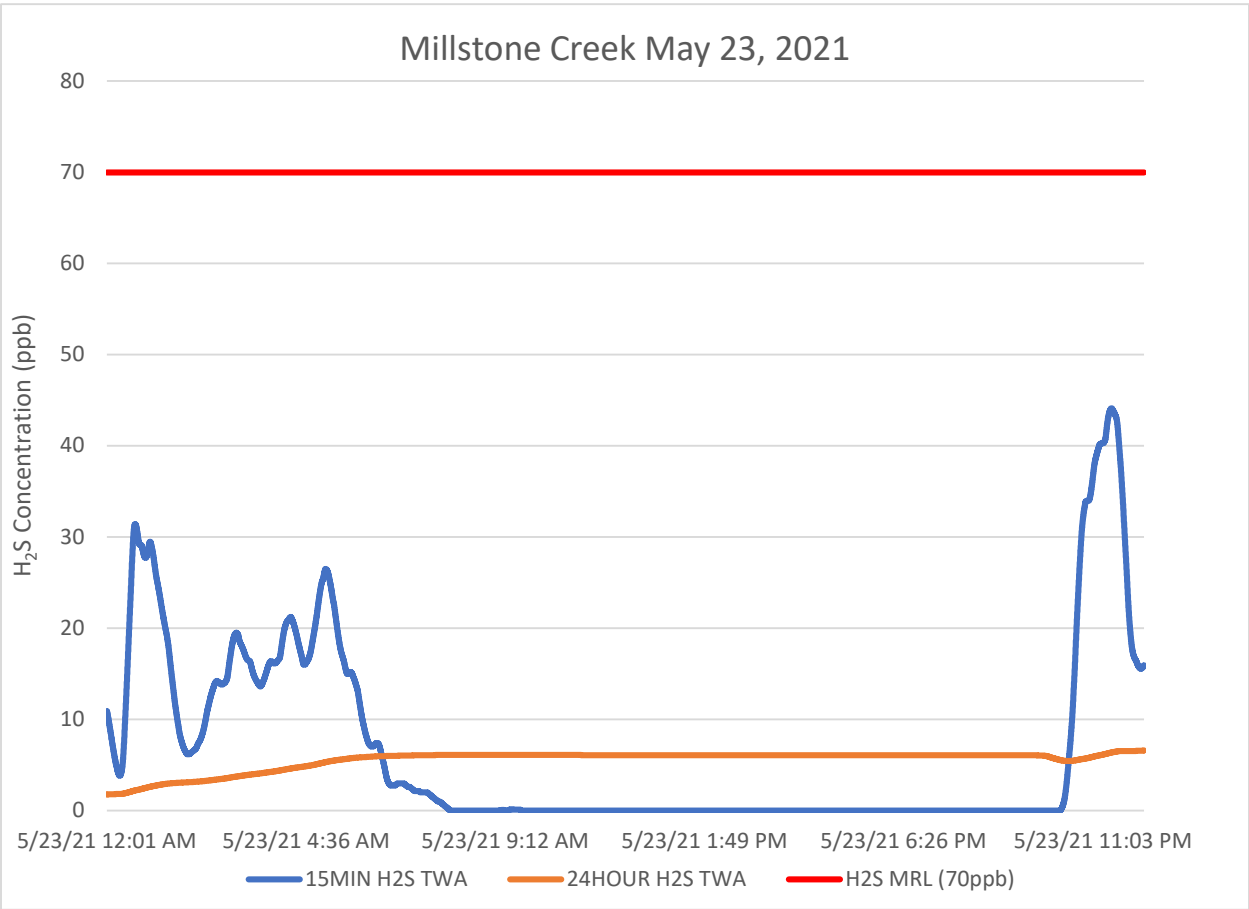
The prevailing wind directions for this reporting period were out of the north and north-northeast with a smaller percentage out of the west-southwest. See wind rose diagram on location figure for full wind data during this reporting period.

The following locations did not detect hydrogen sulfide above 1 part per billion: William-Lytle Place, Bridgemill, Sturgis Rd, Marvin, and Liberty Hill.



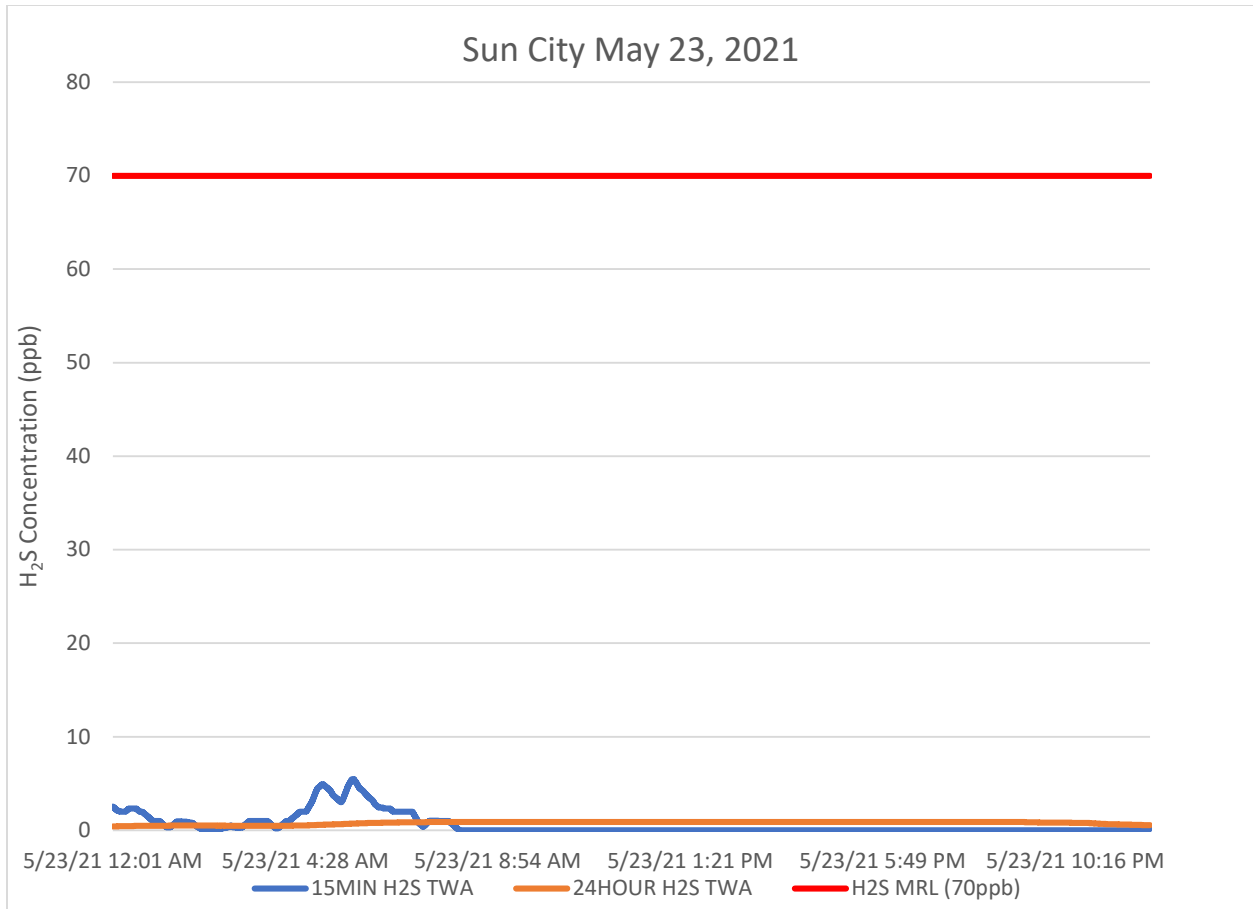
### Notes:

- H<sub>2</sub>S – Hydrogen Sulfide
- MIN – Minute
- MRL – Minimal Risk Level
- ppb – Parts per billion
- TWA – Time weighted average



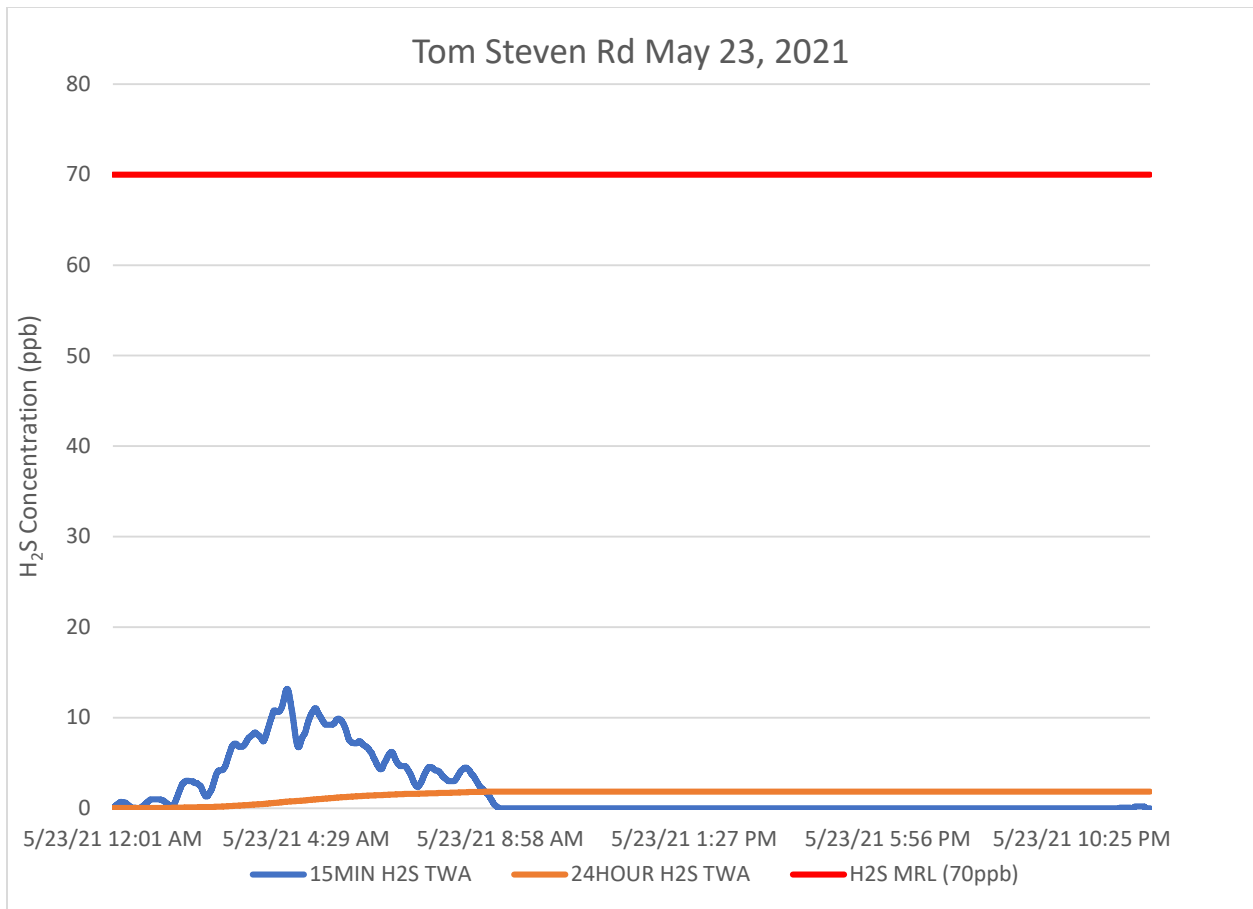
**Notes:**

- H<sub>2</sub>S – Hydrogen Sulfide
- MIN – Minute
- MRL – Minimal Risk Level
- ppb – Parts per billion
- TWA – Time weighted average



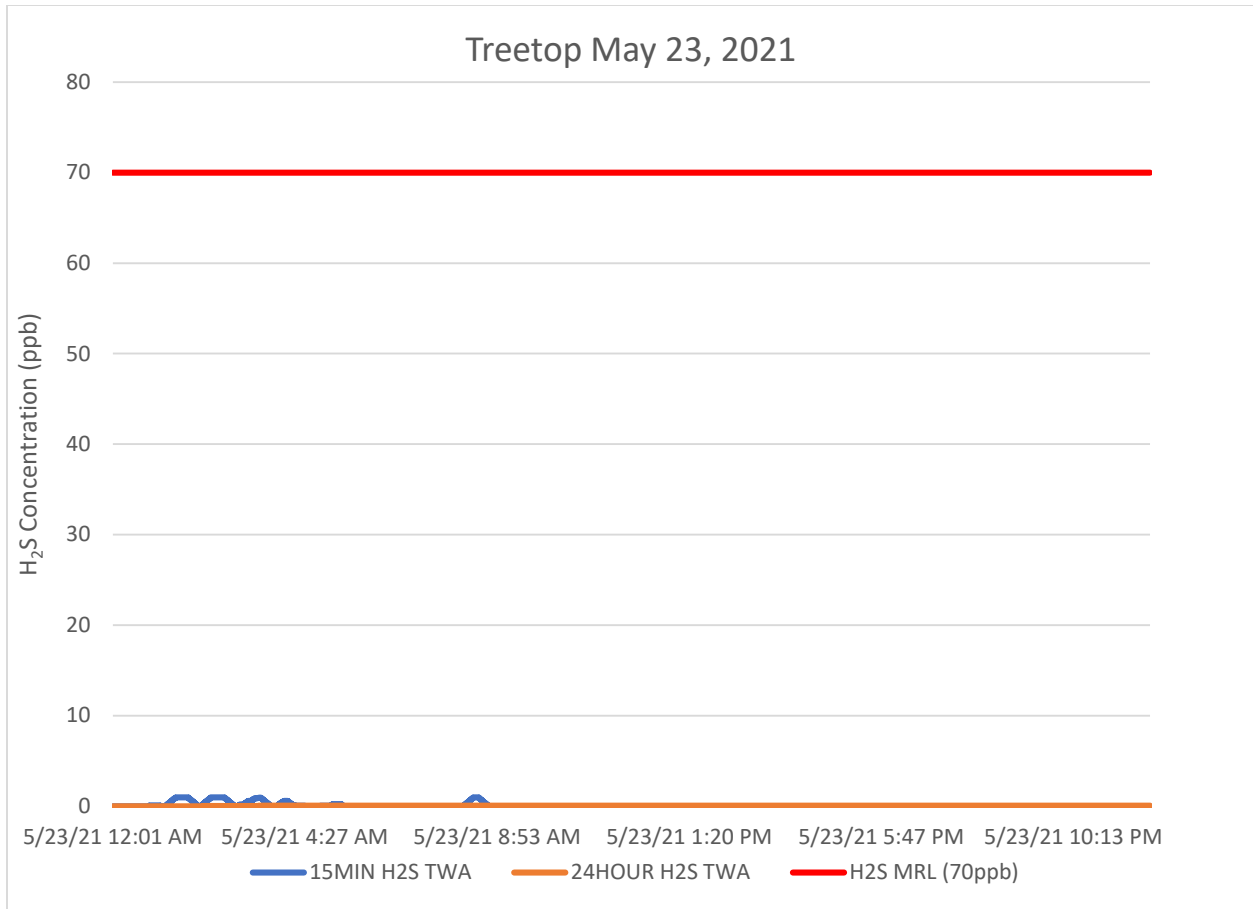
**Notes:**

- H<sub>2</sub>S – Hydrogen Sulfide
- MIN – Minute
- MRL – Minimal Risk Level
- ppb – Parts per billion
- TWA – Time weighted average



**Notes:**

- H<sub>2</sub>S – Hydrogen Sulfide
- MIN – Minute
- MRL – Minimal Risk Level
- ppb – Parts per billion
- TWA – Time weighted average



**Notes:**

- H<sub>2</sub>S – Hydrogen Sulfide
- MIN – Minute
- MRL – Minimal Risk Level
- ppb – Parts per billion
- TWA – Time weighted average